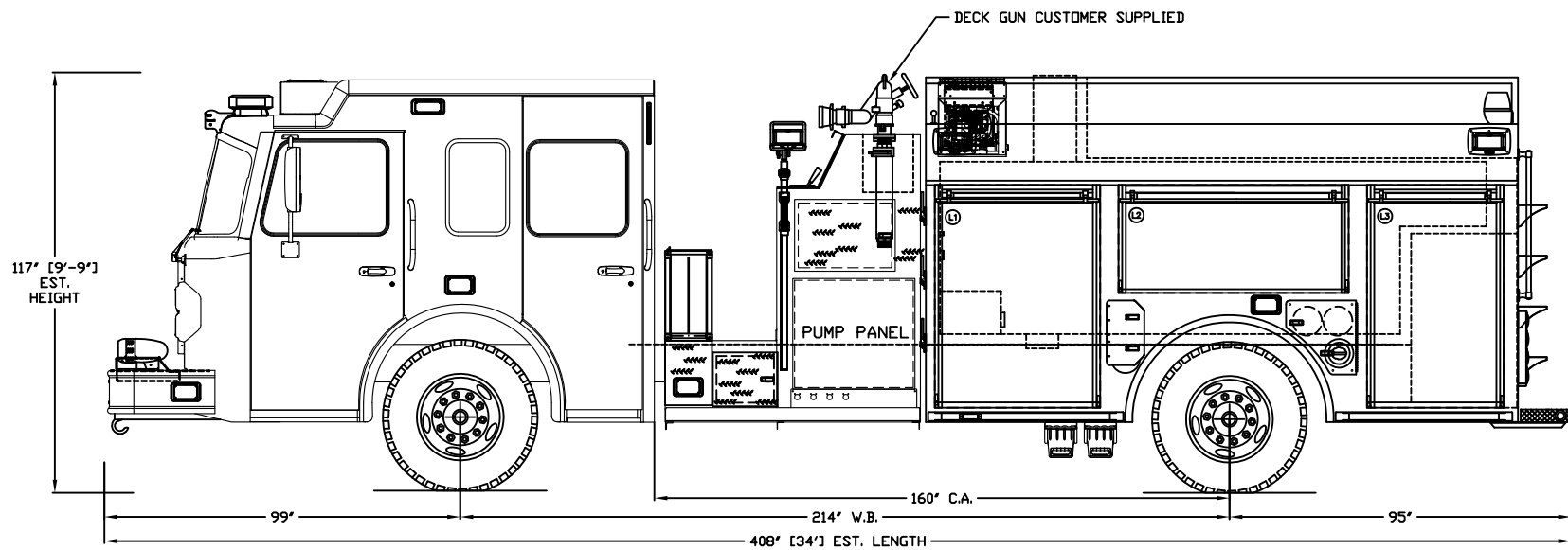
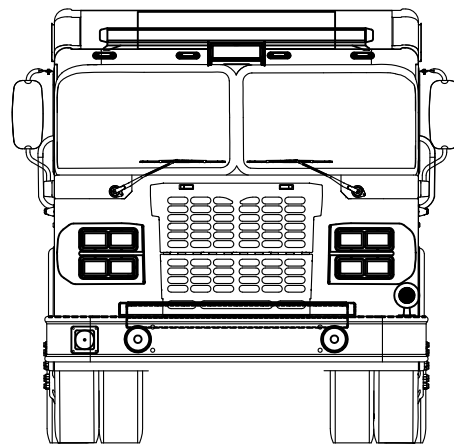
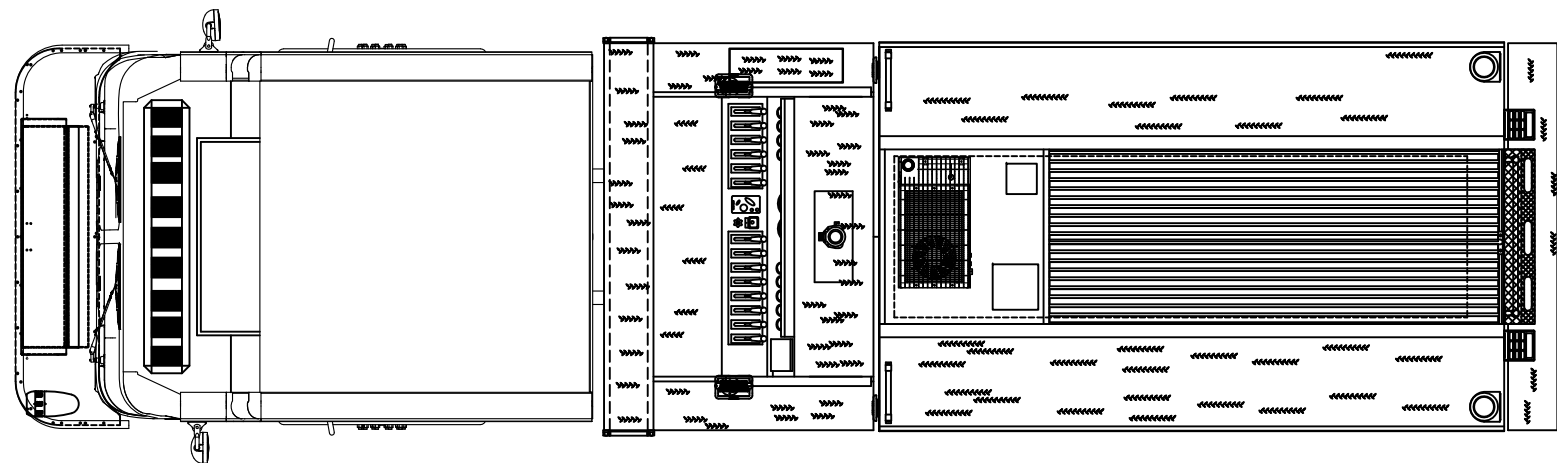
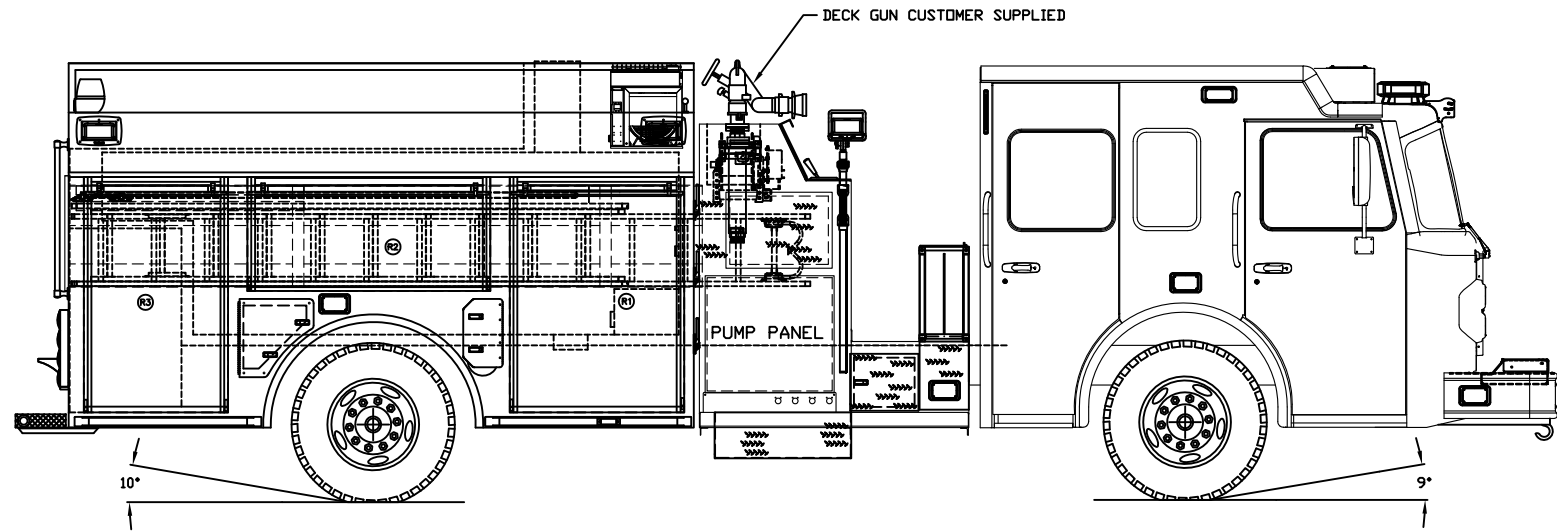


STEP ADJUSTABLE TO MEET NFPA STEPPING HEIGHT

GROUND LADDERS & PIKE POLES			
ITEM	LADDER LENGTH	MODEL	QTY
A	24' 2-SEC	PEL-24	1
B	16' ROOF	PRL-16	1
C	10' ATTIC	FL-10	1
D	PIKE POLES	-	2
E			
F			
G			
H			
I			

COMPT.	OPENING	UPPER DEPTH	LOWER
L1	43W X 55.5H	25.75	25.75
L2	61W X 24H	25.75	N/A
L3	35W X 55.5H	25.75	25.75
R1	43W X 55.5H	14.25	25.75
R2	61W X 24H	14.25	N/A
R3	35W X 55.5H	14.25	25.75
T1	43W X 37H	27	27
INTERMEDIATE DIVIDE HEIGHT			
		R1/R3	26.5



**NOTE:**  
UNSPECIFIED DECKGUNS WILL NOT BE INCLUDED IN THE OVERALL HEIGHT OF THE VEHICLE. THE ADDITION OF A DECKGUN MAY INCREASE THE OVERALL HEIGHT OF THE VEHICLE.

**NOTE:**  
DIMENSIONS SHOWN ARE APPROXIMATE AND ARE SUBJECT TO CHANGE AS MAY BE FOUND NECESSARY DURING CONSTRUCTION. MINOR DETAILS MAY NOT BE SHOWN.  
THE DRAWING IS FOR REFERENCE PURPOSES ONLY. SOME ITEMS MAY OR MAY NOT APPEAR ON THE DRAWING THAT MAY OR MAY NOT BE INCLUDED IN THE SPECIFICATIONS.  
SPECIFICATIONS SHALL BE THE FINAL AUTHORITY TO DETERMINE WHAT IS SUPPLIED ON THE APPARATUS.

PUMP: WATEROUS CSUC20 1500 GPM  
TANK: POLY 1000 USG  
FOAM: 25 USG CELL (FUTURE USE)  
BODY: SS 409  
HOSE BED: 68 CUBIC FEET  
COMPARTMENTS: 238 CUBIC FEET  
CHASSIS: SPARTAN METRO STAR MFD

**PROPOSAL**

Date	Approval Signatures	Revisions
	DEALER	
	FIRE CHIEF	
	SALES AD.	
	PRODUCTION	
	ENGINEERING	



Revisions	Scale	Material
	3/8"=1'	
	6-16-14	
	BID	

SMEAL FIRE APPARATUS  
SNYDER, NE 68664  
R & R FIRE TRUCK REPAIR INC.  
NORTHVILLE, MI.  
Drawn by: D. Brodd  
Date: 6-16-14  
Drawing No: 12688  
18 x 24